



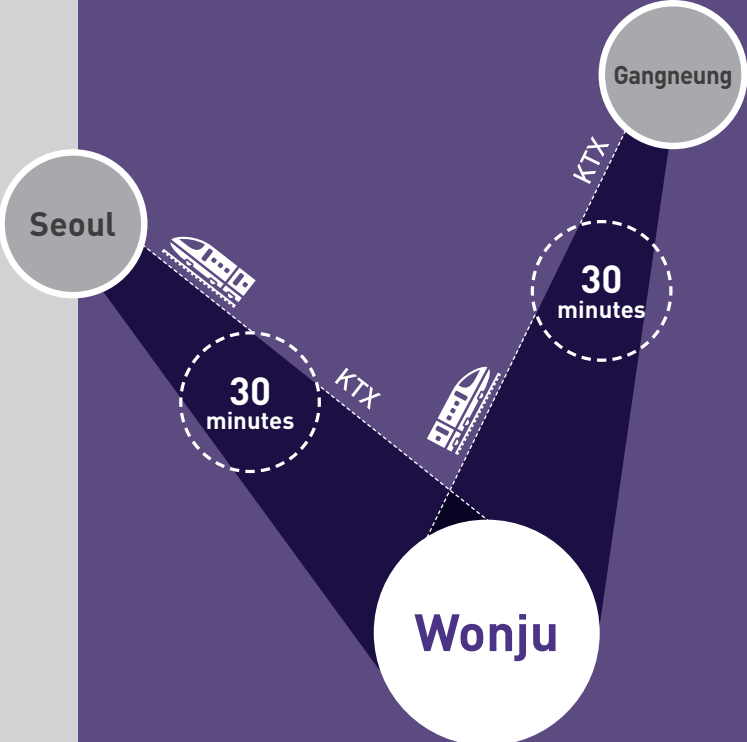
+

+ **GOOD FOR**
BUSINESS
SMART CITY
WONJU +

Good Accessibility


For your successful corporate investment,
Wonju is here for you.


Best Location
Best Investment Environment
Optimal Accessibility





01 _ Corporate Investment Conditions	04
02 _ Convenient Transportation Infrastructure	05
03 _ Corporate Investment Preferred City	06
04 _ Supporting System for Corporate Operation	07
05 _ Solid Business, Educational & Industrial Infrastructure	08
06 _ Industrial Complex Status	09
07 _ Incentive Programs for Investment	14
08 _ Tax Benefits	17
09 _ Status of Public Organizations relocated to Innovative City Zone in Wonju	18
10 _ Wonju Tour	19


CONTENTS

**Population** 347,421 as of December 31, 2018

**Area** 867km²

**Industrial Complex**
Munmak, Donghwa, Usan, Automobile Components Cluster,
Munmak-Bangye(Foreign Investment Zone), Buron, Pojin

**Agricultural Industrial Complex**
Donghwa, Munmak, Taejang

**In Korea, Wonju is the only city where both Corporate City & Innovative City Zones are in place.**

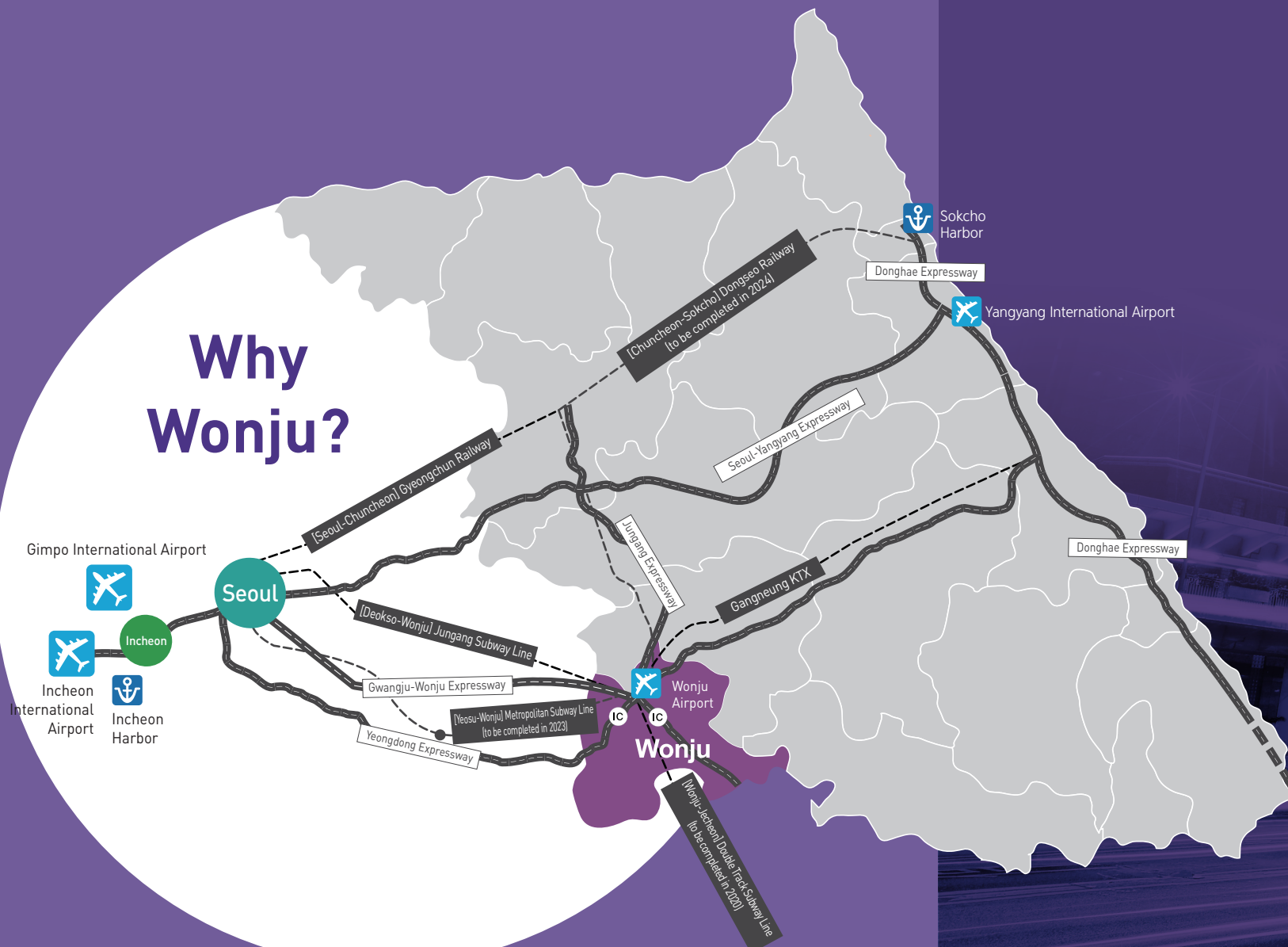


01 Corporate Investment Conditions

Wonju, the region benefitted by Chiaksan Mountain!
Wonju, a **perfect city to start a business!**

- Convenient transportation infrastructure stretched to all directions
- Cost-effective investment conditions that raise corporate value
- Cooperative development by industry, academia and research institutes and skilled human resources
- Providing immediate corporate services and incentives
- Utilizing infrastructure of the metropolitan area

Why Wonju?



02 Convenient Transportation Infrastructure

The best **transportation network and accessibility**
suitable to the globalized era

Airport

Wonju Airport
(Wonju~Jeju)
1~2 Flights per Day

Expressways

Gwangju-Wonju Freeway
(50 minutes to Gangnam, 90 minutes
to Incheon International Airport)
Yeongdong Freeway
(Buron IC to be built)
Jungang Freeway

National Routes

Three National Routes
(Line 5, 19, 42)

Railways

Metropolitan Area(Yeosu-Wonju)
Railroad Extension
(to be completed in 2023)
Gangneung KTX Opening
(30 minutes to Gangneung, 50 minutes
to Incheon International Airport)
Jungang Subway Line
(to be opened in 2020)



03 Corporate Investment Preferred City

A city with abundant growth power!

Innovative City Zone (3.3km²)

- * Relocation of 13 Public Organizations
- * Steady Increase of Population, Assured Security

Corporate City Zone (5.28km²)

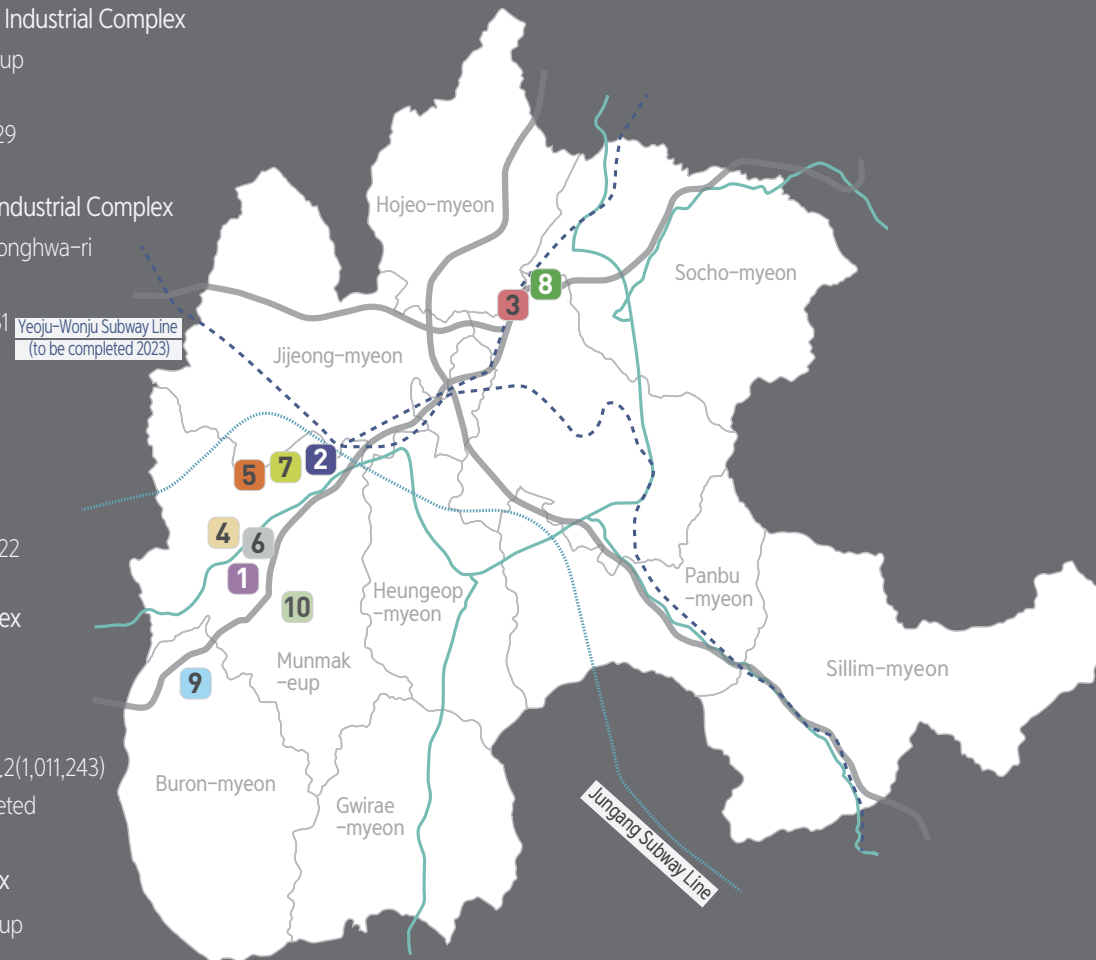
- * 40 Public Organizations to be Relocated
- * Self-sufficient City for Residence, Business & Public Facilities

Outstanding Investment Value

- * National Innovation & Convergence Complex
- * Buron National Industrial Complex
- * Metropolitan Area Subway Extension
- * Development Project of Nam-Wonju Subway Station Sphere

Current State of Industrial Complex Center

- | | |
|---|--|
| 1 Munmak Industrial Complex
· Bangye-ri 2222, Munmak-eup
· Total Area(m ²): 410,290
· Number of companies: 20 | 6 Munmak Agricultural & Industrial Complex
· Bangye-ri 5, Munmak-eup
· Total Area(m ²): 500,660
· Number of companies: 29 |
| 2 Donghwa Industrial Complex
· Donghwa-ri 1675-2, Munmak-eup
· Total Area(m ²): 409,137
· Number of companies: 18 | 7 Donghwa Agricultural Industrial Complex
· 1654-3 Munmak-eup, Donghwa-ri
· Total Area(m ²): 332,000
· Number of companies: 51 |
| 3 Usan Industrial Complex
· Usandong 411
· Total Area(m ²): 355,235
· Number of companies: 21 | 8 Taejang Agricultural & Industrial Complex
· 1720 Taejangdong
· Total Area(m ²): 297,524
· Number of companies: 122 |
| 4 Munmakbanbye Industrial Complex
· Bangye-ri, Munmak-eup
· Total Area(m ²): 422,749.2
· Number of companies: 16
Foreign Investment Zone(m²): 95,832.3 | 9 Buron Industrial Complex (National)
· Norim-ri, Buron-myeon (Norim-ri, Heungho-ri)
· Total Area(m ²): 609,289.2(1,011,243)
· Construction just completed |
| 5 Automobile Components Cluster
· Donghwa-ri 1696, Munmak-eup
· Total Area(m ²): 92,916.7
· Number of companies: 4 | 10 Pojin Industrial Complex
· Pojin-ri 53-1, Munmak-eup
· Total Area(m ²): 95,764
· Site under construction |



04 Supporting System for Corporate Operation

Swift administrative & financial support and other necessary programs enable stable corporate operation.

- + Wonju Project Team for encouraging corporate relocation
(Head: Vice Mayor of Wonju)
 - * Face-to-face consultations for necessary support
- + Customized corporate support for job creation
 - * Job fairs (twice a month: 10th & 25th)
 - * Helping them find excellent human resources
- + One government official per company program
 - * Comprehensive and systematic program for responding to different corporate needs
 - * Handling difficulties and discovering deregulation agenda
 - * Monthly visit to firms



05 Solid Business, Educational & Industrial Infrastructure


Six well-known universities are in Wonju.
Synergistic effects of industry-academia-research institutes are strengthened by nurturing the best and the brightest.



:: Yonsei University



:: Sangji University



:: Halla University



:: Gangneung-Wonju National University



:: Kyungdong University



:: Sangji Yongseo College

Vocational Training



:: Korea Polytechnic University Wonju Campus

Foundation for initiating corporate changes and facilitating growth

06 Industrial Complex Status

Wonju Buron Industrial Complex

Location Norim-ri 317-1, Buron-myeon, Wonju-si, Gangwon-do
Relocation Period Construction to be completed in Dec 2020
Total Area(m²) 609,289.2
Distribution Area(m²) 369,563
Types of Businesses Metal processing products and 13 others
Industrial Water 3,636.3 Tons/Day
Wastewater 1,239 Tons/Day
Electric Power 128,710 KWh/Year
Telecommunications lines 584 Lines
Price(m²) KRW 261,170 on average
Inquiry 033-764-9500 (Wonju Buron Industrial Complex Corporation)

Expressways Yeongdong Expressway, Buron IC (to be completed), Munmak IC 9km
Railway Manjong Station 9km, Seo-Wonju Station 15km
Airport Wonju Airport 33km
Harbor Incheon Harbor 127km, Pyeongtaek Harbor 129km

Types of Businesses
C10 Foods, C11 Beverage, C16 Lumber (excluding furniture), C20 Chemical Substances & Chemical Products (excluding medical & pharmaceutical products), C25 Metal processing products, C29 Other Machines and Equipment, C33 Other Products, H52 Warehouse and Transportation Services
C21 Medical Materials and Medications, C22 Rubber & Plastic Materials, C25 Metal processing products, C26 Electronic Parts, Video, Sound & Communications Equipment, C27 Medical Precision Optical Equipment & Watches, C28 Electric Equipment
C27 Medical Precision Optical Equipment & Watches, C30 Automobiles & Trailers, C33 Other Products



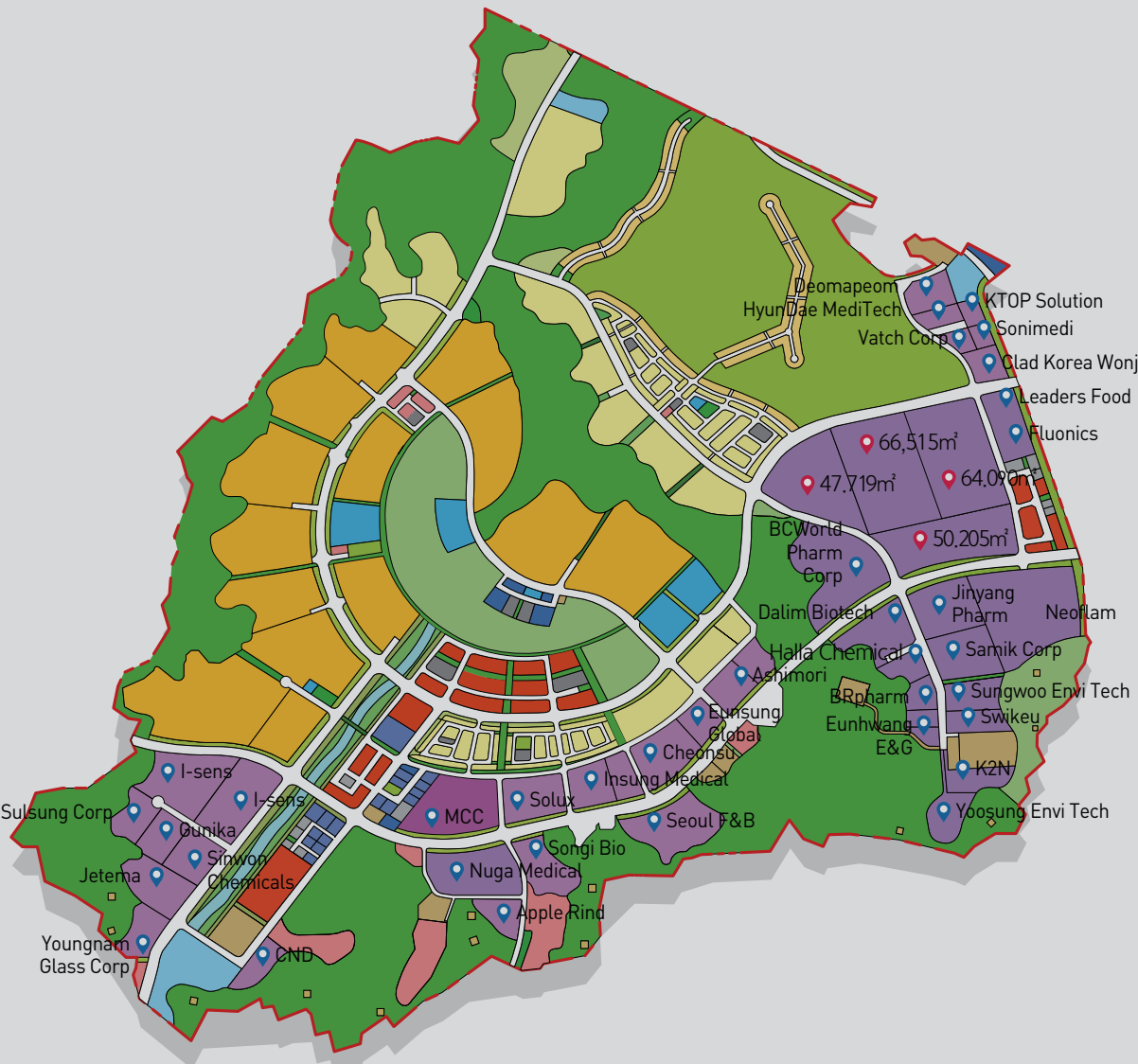
06 Industrial Complex Status

Wonju Corporate City Zone

Location Gagok-ri & Shinpyeong-ri, Jijeong-meyon, Wonju-si, Gangwon-do
Relocation Period 2011-Present
Total Area(m²) 5,278,480.8
Knowledge Industry Site(m²) 924,509
Types of Businesses manufacturing, laboratory
Industrial Water 20,893 Tons/Day
Wastewater 12,660 Tons/Day
Inquiry 033-740-8500 (Wonju Corporate City Corp.)

Expressways Seo-Wonju IC 3km, Nam-Wonju IC 10km
Railway Seo-Wonju Station 5km
Airport Wonju Airport 21km
Harbor Incheon Harbor 125km, Gangneung Harbor 132km, Pyeongtaek Harbor 138km

- | | |
|---------------------------------|-----------------------------|
| Knowledge Industry Property | Social Welfare Facility |
| R&D Property | Library |
| Training Institute | Physical Training Facility |
| Distribution Center | Parking Lot |
| Medical Science Park | Rest Area |
| Enterprise Support Center | Children's Park |
| Single-family House | Neighborhood Park |
| Golf Village | Mini Park |
| Block Style Single-family House | Buffer Zone |
| Multi-Unit House | Green Area for Conservation |
| Neighborhood Living Facilities | River |
| Commercial Property | Detention Pond |
| Industrial Property | Supply Handling Facility |
| Religious Property | Exclusive Pedestrian Road |
| Educational Property | Reservation Area |
| Government Office | Area Border Line |

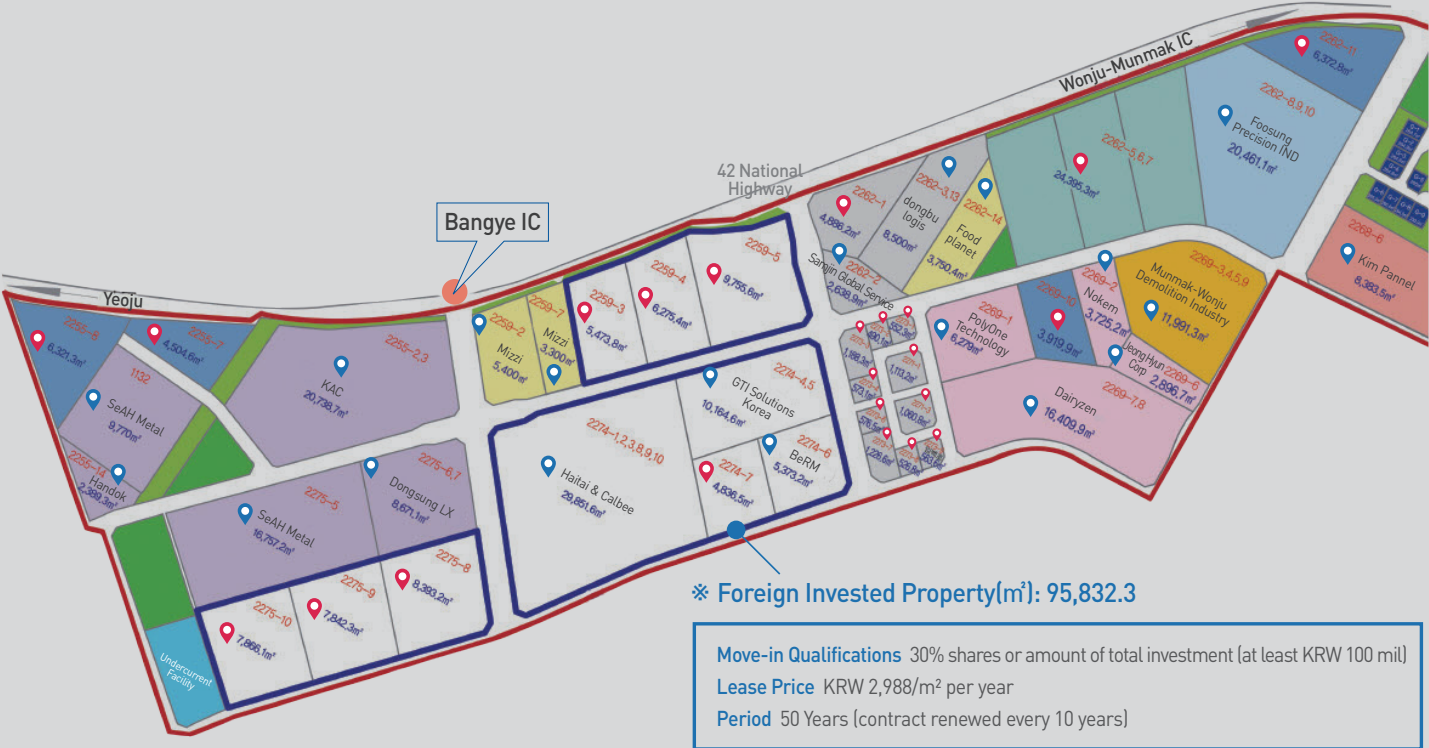


Wonju Munmak-Bangye Industrial Complex

Location Bangye-ri, Munmak-eup, Wonju-si, Gangwon-do
Relocation Period 2007-Present
Total Area(m²) 422,749
Industrial Site(m²) 186,437.3
Types of Businesses Metal Processing Manufacturing and 13 Others
Industrial Water 4,200 Tons/Day
Wastewater 1,453 Tons/Day
Electric Power 79,940 KWh
Telecommunication Lines 467 Lines
Price(m²) KRW 299,000 (Yearly lease price of foreign invested property: 2,988/m²)
Inquiry 070-8895-7652 (Korea Industrial Complex Corporation)

Expressways Munmak IC 3km
Railway Seo-Wonju Station 9km, Manjong Station 11km
Airport Wonju Airport 28km
Harbor Gangneung Harbor 118km, Pyeongtaek Harbor 123km, Incheon Harbor 124km

- | |
|-----------------------------|
| Area Border Line |
| Food |
| Electronic Components |
| Medical Devices |
| Automobile Components |
| Chemicals |
| Supporting Facilities |
| Metal Management |
| Storage Corp |
| Steam Supply |
| Foreign Investment Property |
| Park |
| Green Belt |
| River |
| Undercurrent Facility |
| Pump Station |



06 Industrial Complex Status

Wonju Innovative City Zone

Location Bangok-dong, Wonju-si, Gangwon-do

Relocation Period 2013-Present

Total Area(m²) 3,585,197

Cluster Site(m²) 143,126

Types of Businesses Various business types for different zones

Industrial Water 14,374 Tons/Day

Wastewater 13,520 Tons/Day

Inquiry 033-769-0472~3

Expressways Wonju IC 8km, South-Wonju IC 6km
Railway Seo-Wonju Station 9km, Manjong Station 11km
Airport Wonju Airport 18km

- Relocated Public Organizations

Business-Academia-Research Cluster

Commercial Business

Multi-functional Complex

Single-family House

Block-style Single-family House

Multi-Family House (APT)

Multi-family House (townhouse)

1st Stage Completion

Neighborhood Living Facility

Neighborhood Park

Children's Park, Mini Park

Waterside Park, Sports Park

Green Belt
- 2nd Stage Completion

River

Road

Pedestrian Walkways

Parking Lot

Plaza

Water Supply

Electricity Supply, Gas Supply

Broadcast/Telecommunication Supply

Gas Station

Preschool, Elementary School, Middle school

High School, Nursery Facilities

Government Office Building

Cultural Welfare Education Research Facility

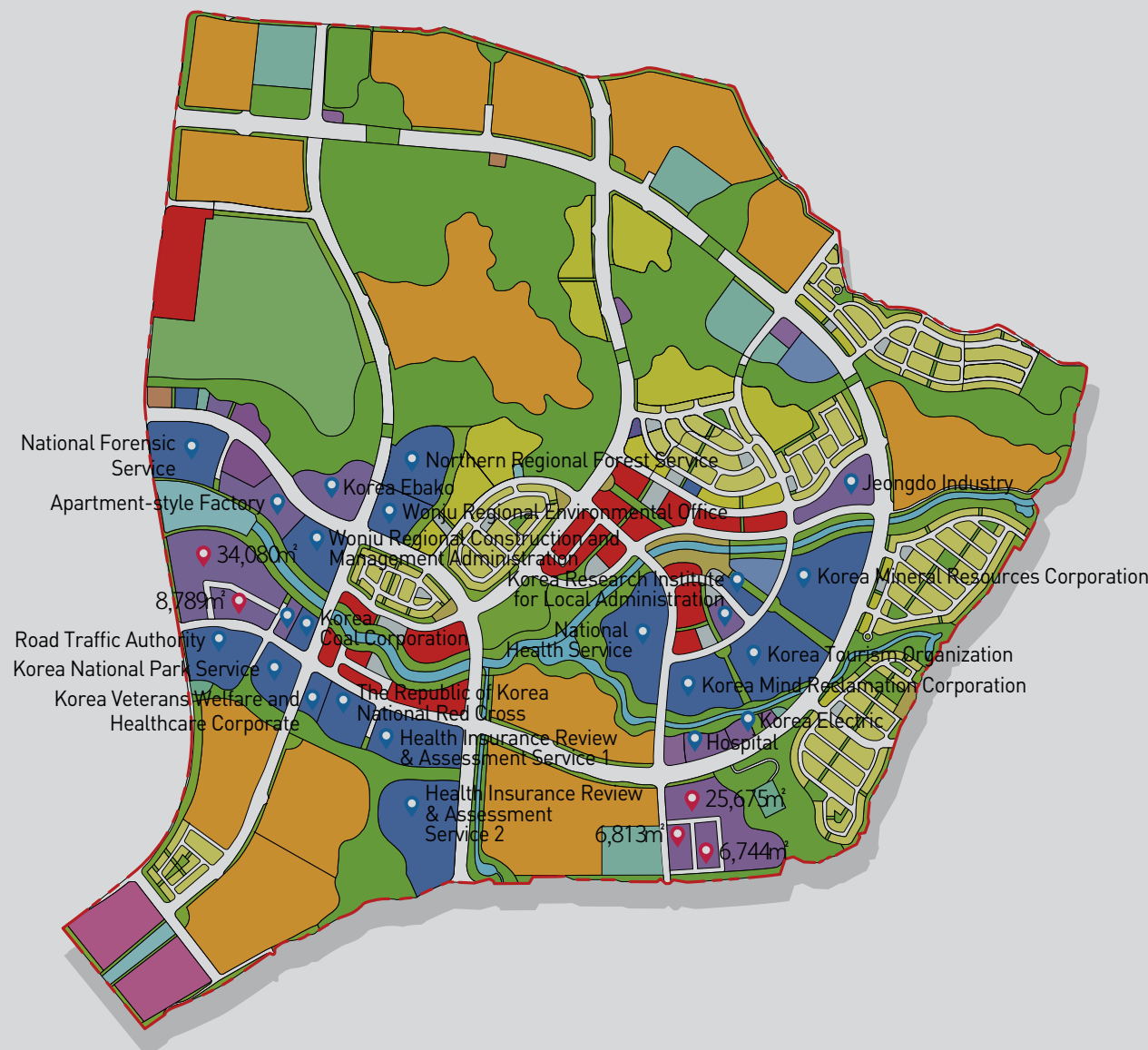
Religious facilities

Reservoir

Sports Facilities

Wonju Business District

Area Border Line



Wonju Pojin Industrial Complex

Location Pojin-ri 53-1, Munmak-eup, Wonju-si, Gangwon-do

Relocation Period After January 2020

Total Area(m²) 95,764

Area for sale(m²) 66,791

Types of Businesses Automobile & Trailer Manufacturing, Other Machinery & Equipment Manufacturing

Industrial Water 313.56 Tons/Day

Wastewater 89.42 Tons/Day

Electric Power 13,000 KWh/Year

Telecommunication Lines 55 Lines

Inquiry 070-7122-3946, 02-579-1155

Expressways Munmak IC 5km
Railway Seo-Wonju Station 11km, Manjong Station 13km
Airport Wonju Airport 29km
Harbor Pyeongtaek Harbor 132km, Gangneung Harbor 136km

- Area Border Line

Automobile & Trailer Manufactures

Machine Manufacturers

Support Facilities

Parking Lot

Green Buffer

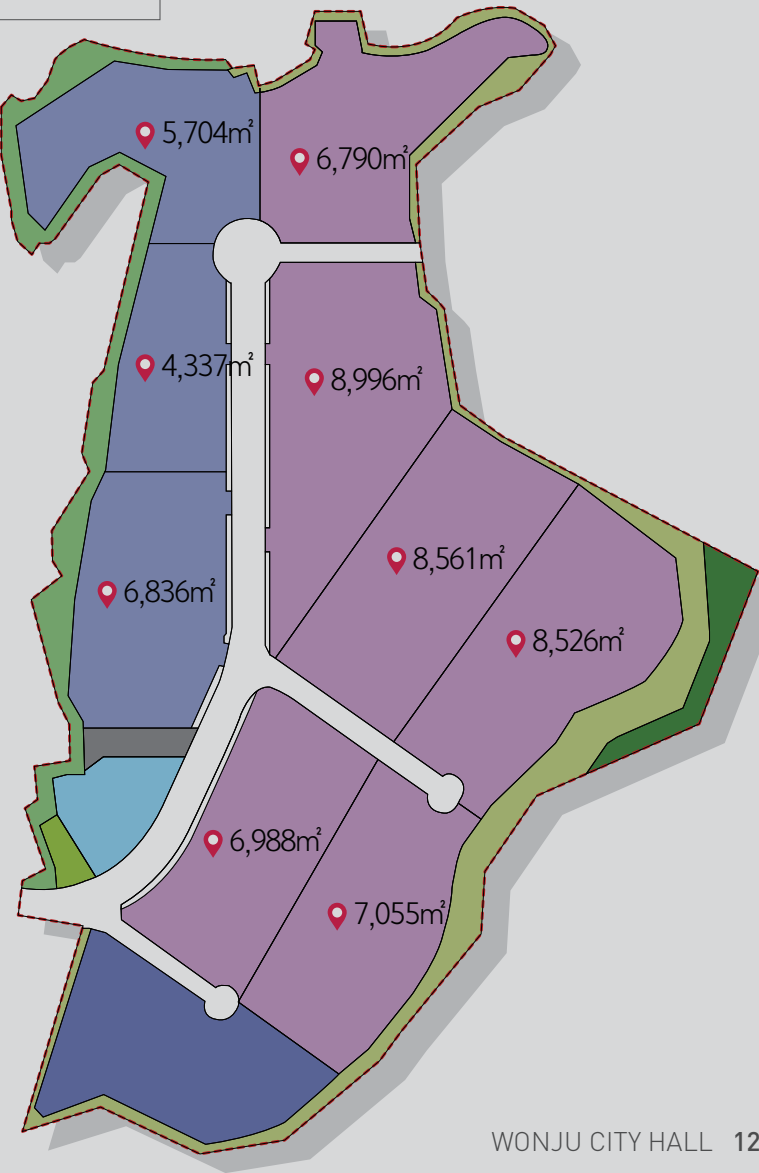
Green Belt

Green Area for Conservation

Park

Riverside

Road



07

Incentive Programs for Investment

Support for corporate relocation & new construction or expansion of business

Eligibilities and benefits for national subsidy (Relocation from the metropolitan area, new or additional construction of business)

Subsidy requirements

- * Manufacturing, Information & Telecommunications and Knowledge Service Industries
- * Real estate businesses, consumer services and construction industries are excluded. (only certain construction businesses allowed)

Category	Eligibilities	Benefits																							
Relocating from the metropolitan area	<ul style="list-style-type: none">◦ Headquarter located in the metropolitan area◦ At least three consecutive years in business◦ Hiring at least 30 employees for full-time work at the existing establishment◦ Hiring at least 30 employees for full-time work at the invested establishment◦ Maintaining the same business type as the one in the metropolitan area◦ Relocating an independent business establishment◦ Shutting down or selling off the existing establishment before making investment◦ At least KRW 1 billion of investment (30 billion for large conglomerates)	<table><tr><th rowspan="2">Region</th><th colspan="3">Subsidies</th><th rowspan="2">National Budget</th></tr><tr><th>Large</th><th>Medium-sized</th><th>Small Companies</th></tr><tr><td>General</td><td>Capital Investment 8%</td><td>Location 10% Capital Investment 8%</td><td>Location 30% Capital Investment 14%</td><td>65%</td></tr><tr><td>Metropolitan area</td><td>Capital Investment 6%</td><td>Capital Investment 8%</td><td>Location 9% Capital Investment 11%</td><td>45%</td></tr><tr><td>Preferred</td><td>Capital Investment 11%</td><td>Location 20% Capital Investment 19%</td><td>Location 40% Capital Investment 24%</td><td>75%</td></tr></table>	Region	Subsidies			National Budget	Large	Medium-sized	Small Companies	General	Capital Investment 8%	Location 10% Capital Investment 8%	Location 30% Capital Investment 14%	65%	Metropolitan area	Capital Investment 6%	Capital Investment 8%	Location 9% Capital Investment 11%	45%	Preferred	Capital Investment 11%	Location 20% Capital Investment 19%	Location 40% Capital Investment 24%	75%
Region	Subsidies			National Budget																					
	Large	Medium-sized	Small Companies																						
General	Capital Investment 8%	Location 10% Capital Investment 8%	Location 30% Capital Investment 14%	65%																					
Metropolitan area	Capital Investment 6%	Capital Investment 8%	Location 9% Capital Investment 11%	45%																					
Preferred	Capital Investment 11%	Location 20% Capital Investment 19%	Location 40% Capital Investment 24%	75%																					
Returning to Korea from overseas	<ul style="list-style-type: none">◦ Companies selected according to the laws on benefits for returning to Korea from overseas◦ At least 20 employees for full-time work at the invested business establishment	<p>※ National budget limit is KRW10 billion</p> <p>※ Location subsidy cannot exceed the amount of facility subsidy</p>																							
New construction or expansion of business	<ul style="list-style-type: none">◦ 3 or more years of business in Korea◦ At least 10 employees for full-time work at the existing establishment◦ The invested establishment must be in multiple-regional cooperation industries, key industries, regional focus industries, national innovative convergence complex industries or cutting-edge industries.◦ At least 10% of the number of existing employees must be newly hired. (minimum 10 workers)◦ At least KRW 1 billion of investment (30 billion for large conglomerates)◦ Maintaining the existing business establishment (shutting down, selling off, leasing or downsizing not allowed)	<table><tr><th rowspan="2">Region</th><th colspan="3">Subsidies</th><th rowspan="2">National Budget</th></tr><tr><th>Large</th><th>Medium-sized</th><th>Small Companies</th></tr><tr><td>General</td><td>Capital Investment 8%</td><td>Capital Investment 11%</td><td>Capital Investment 14%</td><td>65%</td></tr><tr><td>Metropolitan area</td><td>Capital Investment 6%</td><td>Capital Investment 8%</td><td>Capital Investment 11%</td><td>45%</td></tr><tr><td>Preferred</td><td>Capital Investment 11%</td><td>Capital Investment 19%</td><td>Capital Investment 4%</td><td>75%</td></tr></table>	Region	Subsidies			National Budget	Large	Medium-sized	Small Companies	General	Capital Investment 8%	Capital Investment 11%	Capital Investment 14%	65%	Metropolitan area	Capital Investment 6%	Capital Investment 8%	Capital Investment 11%	45%	Preferred	Capital Investment 11%	Capital Investment 19%	Capital Investment 4%	75%
Region	Subsidies			National Budget																					
	Large	Medium-sized	Small Companies																						
General	Capital Investment 8%	Capital Investment 11%	Capital Investment 14%	65%																					
Metropolitan area	Capital Investment 6%	Capital Investment 8%	Capital Investment 11%	45%																					
Preferred	Capital Investment 11%	Capital Investment 19%	Capital Investment 4%	75%																					

:: General areas: Gangneung, Sokcho, Donghae, Jeongseon
Preferred areas: Other cities and counties, National Innovation Convergence Complex (Wonju)

:: Cities in the metropolitan area

- ▷ Seoul Metropolitan City, Incheon (Excluding Ganghwa-gun, Ongjin-gun, Incheon Free Economic Zone)
- ▷ Gyeonggi-do: Uijeongbu, Guri, Namyangju (Hopyeong-dong, Pyeongnae-dong, Geumgok-dong, Ilpae-dong, Leepae-dong, Sampae-dong, Gaun-dong, Suseok-dong, Jigeum-dong, Dodong-dong, Hanham), Hanam-si, Suwon-si, Seongnam-si, Aniang-so, Bucheon-si, Gwangmyeong-si, Gwacheon-si, Uiwang-si, Gunpo-si, Siheung-si, Ansan-si, Hwaseong-si

Eligibilities and benefits for local subsidy (Relocation from other city or province)

Subsidy requirements

Category	Eligibilities	Benefits			
Relocation from other city or province	◦ Operation for at least 1 year in other city or province ◦ Full-time employment of 20 people before relocation or KRW 2 billion of investment ◦ Whole or partial relocation of plant, headquarters or lab ◦ Shutting down or selling off the existing business establishment	Information	Eligibilities	Ratio	Limit (100 mil)
		Land Purchase	20 employees or KRW 2 billion	15%	30
			100 employees or KRW 20 billion	40%	60
		Investment	Large	10%	30
			Medium	20%	
			Small	30%	
		Lease Fee	Within 5 years	30%	10
		HQ relocation	KRW 2 million per additional worker if the number of actual workers exceeds 10 after HQ relocation		10
Training	KRW 600,000 per additional worker if at least 20 people are newly hired and trained (6 months)		10		
New construction or expansion of business	◦ Three years of business in manufacturing, information & communications or knowledge service industries ◦ At least 10 full-time employees	Information	Eligibilities	Ratio	Limit (100 mil)
		New construction or expansion of business	At least 10 newly hired full-time employees and KRW 3 billion of new investment	20% of total investment	10
			At least 30 newly hired full-time employees and KRW 10 billion of new investment		20
			At least 50 newly hired full-time employees and KRW 20 billion of new investment		40
			At least 100 newly hired full-time employees and KRW 30 billion of new investment		60
Medium & large companies (relocation, new construction or expansion)	◦ At least 200 full-time employees or KRW 50 billion of investment	Information	Eligibilities	Ratio	Limit (100 mil)
		Medium & large companies (Relocation, new construction or expansion)	At least 200 full-time employees or KRW 50 billion of investment	40% of total investment	80
			At least 300 full-time employees or KRW 70 billion of investment		100
			At least 500 full-time employees or KRW 150 billion of investment	50% of total investment	150
			At least 700 full-time employees or KRW 300 billion of investment		200
			At least 1000 full-time employees or KRW 500 billion of investment		300
		Logistics	At least 1000 full-time employees or KRW 500 billion of investment	50% of total freight costs (3 years)	30
		※ Supporting up to1 billion KRW before relocation			
Medium & large companies (business start-up)	◦ Manufacturer with at least 30 full-time employees or KRW 5 billion of investment	Information	Eligibilities	Ratio	Limit (100 mil)
		Medium & large companies (start-up)	At least 30 full-time employees or KRW 5 billion of investment	20% of total investment	10
			At least 50 full-time employees or KRW 10 billion of investment		20
			At least 100 full-time employees or KRW 20 billion of investment		40
			At least 150 full-time employees or KRW 30 billion of investment		60
			At least 200 full-time employees or KRW 50 billion of investment		80
			At least 300 full-time employees or KRW 70 billion of investment		100
Call Center	◦ A telemarketing service business with at least 50 employees which moves to our province, or establishes or expands business, satisfying full-time employment requirements	Information	Ratio		Limit (100 mil)
		Land Purchase	10% of site purchasing costs		10
		Investment	10% of investment costs		10
		Lease Fee	30% of lease fee		5
		HQ Relocation	KRW 2 million per additional worker if the number of actual workers exceeds 10 after HQ relocation		10
		Training	KRW 600,000 per additional worker if at least 10 people are newly hired and trained (6 months)		10
		Employment	KRW 600,000 per additional worker if at least 10 people are newly hired and trained (12 months)		10

07 Incentive Programs for Investment

Fund for small & medium sized enterprises(SMEs)

SME Fund of Wonju city

Category	Benefits
Working Capital	<ul style="list-style-type: none">Usage: R&D fund (labor costs, material costs)Conditions: Compensation for 2.5% of interest difference, maximum 3 years of loan period & KRW 300 million (maximum 25% of recent sales revenue)
Facility Capital	<ul style="list-style-type: none">Usage: Facility investment fund (construction costs, production facility purchase costs and lease deposit)Conditions: Compensation for 2.5% of interest difference, maximum 3 years of loan period & KRW 200 million (maximum 75% of the necessary amount, KRW 800 million for manufacturers)

SME Fund of Gangwon-do

Category	Benefits
Stable management fund	<ul style="list-style-type: none">Usage: Operating capital (raw material & labor costs)Conditions: Compensation for 2.5-3.5% of interest differences (lump-sum repayment), maximum KRW 800 million
Fund for start-ups & higher competitiveness	<ul style="list-style-type: none">Usage: Facility capital (plant, site, production facilities) & Operating capitalConditions: Compensation for 2% of interest difference, maximum KRW 1.5 billion<ul style="list-style-type: none">Facility capital: Up to KRW 1.2 billion & 9 years (4 years of deposit, 5 years of fixed rate redemption)Operating capital: Up to KRW 300 million & 4 years (2 years of deposit, 2 years of fixed rate redemption)
Special purpose fund	<ul style="list-style-type: none">Usage: Facility & operating capital for export, start-up or natural disasterConditions: Up to KRW 800 million & 5 years (2 years of deposit, 3 years of fixed rate redemption), 1.5% of fixed interest rate

08 Tax Benefits

Category		Benefits	Eligibility	Deadline	Current location	Relocation site	Others
National Tax		Tax benefits for small businesses relocated out of the overpopulation control area of the metropolitan area (Article 63, Special Tax Treatment Control Law)	Small businesses operated for 2 years	Business starting at the end of 2020	Overpopulation control area of the metropolitan area	Out of overpopulation control area of metropolitan cities	100% corporate tax cut for 7 years and 50% cut for 3 years
						Growth management area, Natural preservation area, Metropolitan neighboring cities(Wonju)	100% corporate tax cut for 5 years and 50% cut for 2 years
		Corporate tax cut for moving a plant and HQ out of the metropolitan area (Article 63-2, Special Tax Treatment Control Law)	Plant or HQ operated for at least 3 years	Starting business at the end of 2020, Starting new construction at the end of 2023	Overpopulation control area of the metropolitan area	Non-metropolitan area	100% corporate tax cut for 7 years and 50% cut for 3 years
						Metropolitan neighboring cities(Wonju)	100% corporate tax cut for 3 years and 50% cut for 2 years
		Corporate tax cut for start-ups in the corporate city development zone (Article 121-7, Special Tax Treatment Control Law)	Plant	End of 2021		Starting a business in the corporate city development zone (not just relocation) ◦ Manufacturing: KRW 2 billion of investment & 30 full-time employees ◦ Logistics: KRW 1 billion of investment & 15 full-time employees ◦ R&D: KRW 500 million & 10 full-time employees	100% corporate tax cut for 3 years and 50% cut for 2 years
Local tax	Provincial tax	Tax cut for corporate relocation to non-metropolitan area (Article 79, Special local tax treatment control act)	HQ, Main office	End of 2021	Overpopulation control area of the metropolitan area	Out of overpopulation control districts of metropolitan are	Acquisition tax exemption
		Tax cut for plant relocation to non-metropolitan area (Article 80, Special local tax treatment control act)	Plant	End of 2021	Large city	Excluding large cities	Acquisition tax exemption
		Acquisition tax cut for start-ups in the corporate city development zone (Article 75-2, Special local tax treatment control act)		End of 2019		Starting a business in the corporate city development zone (not just relocation) ◦ Manufacturing: KRW 10 billion ◦ Logistics: KRW 5 billion ◦ R&D: KRW 2 billion	50% acquisition tax cut
	City tax	Tax cut for corporate relocation to non-metropolitan area (Article 79, Special local tax treatment control act)	HQ, Main office	End of 2021	Overpopulation control districts of the metropolitan area	Out of overpopulation control districts of metropolitan are	100% property tax cut for 5 years, 50% cut for 3 years
		Tax cut for plant relocation to non-metropolitan area (Article 80, Special local tax treatment control act)	Plant	End of 2021	Large city	Excluding large cities	100% property tax cut for 5 years, 50% cut for 3 years
		Acquisition tax cut for start-ups in the corporate city development zone (Article 75-2, Special local tax treatment control act)	Plant	End of 2019		Starting a business in the corporate city development zone (not just relocation) ◦ Manufacturing: KRW 10 billion ◦ Logistics: KRW 5 billion ◦ R&D: KRW 2 billion	50% property tax cut

09 Status of Public Organizations relocated to Innovative City Zone in Wonju



Health Insurance Review & Assessment Service
60 Hyeoksin-ro, Wonju-si,
Gangwon-do, 26465
Tel 1644-2000
www.hira.or.kr



National Forensic Service
10 Ipchun-ro, Wonju-si,
Gangwon-do, 26460
Tel 033-902-5000
www.nfs.go.kr



Korea Coal Corporation
85 Baewool-ro, Wonju-si,
Gangwon-do, 26460
Tel 033-749-0600
www.kocoal.or.kr



Road Traffic Authority
2 Hyeoksin-ro, Wonju-si,
Gangwon-do, 26466
Tel 1577-1120
www.koroad.or.kr



Korea Resources Corporation
199 Hyeoksin-ro, Wonju-si,
Gangwon-do, 26464
Tel 033-736-5000
www.kores.or.kr



Korea Veterans Welfare and Healthcare Corporate
40 Hyeoksin-ro, Wonju-si,
Gangwon-do, 26465
Tel 033-903-6700
www.bohun.or.kr



Korea Forest Service
Gujae-ro, Jijeong-myeon, Wonju-si,
Gangwon-do, 26357
Tel 033-769-6010
www.forest.go.kr
※ Out-of-City Innovation Area



Korea National Park Service
22 Hyeoksin-ro, Wonju-si,
Gangwon-do, 26466
Tel 033-769-9300
www.knps.or.kr



National Health Insurance Corporation
32 Geongang-ro, Wonju-si,
Gangwon-do, 26464
Tel 1577-1000
www.nhis.or.kr



Korean Red Cross
50 Hyeoksin-ro, Wonju-si,
Gangwon-do, 26465
Tel 1600-3705
www.bloodinfo.net



Korea Tourism Organization
10 Segye-ro, Wonju-si,
Gangwon-do, 26464
Tel 033-738-3000
www.visitkorea.or.kr



Mine Reclamation Corp.
2 Segye-ro, Wonju-si, Gangwon-do,
26464
Tel 033-903-6700
www.mireco.or.kr



Korea Research Institute for Local Administration
21 Segye-ro, Wonju-si,
Gangwon-do, 26464
Tel 033-769-9999
www.krila.re.kr

10 Wonju Tour



Sogeumsan Mt Suspension Bridge
26 Jijeon-myeon, Sogeumsan-gil Tel. 033-731-4088

The suspension bridge connecting two peaks of Mt. Sogeumsan in Ganhyeon tourist site is 200M long and 100M high. It has gained nationwide popularity since the opening on January 11, 2018. Already 1.85 million tourists have crossed the bridge and it is listed in the top 100 Korean Tourist Sites(2019-2020).



Dynamic Dancing Carnival
331 Seowondae-ro Tel. 033-763-9401

It is a dancing festival held in Wonju every September. In 2019, some 13,000 performers of 214 teams from home and abroad have participated in the event and 530,000 spectators have watched their performances. Wonju Dynamic Dancing Carnival was selected as an "Outstanding Festival" by Ministry Culture, Sports and Tourism in 2019 as it is recognized as one of the best local festival in the country.



Wonju Railpark
163 Ganhyeon-ro, Jijeong-myeon Tel. 033-733-6660

Wonju Rail Bike travels between Ganhyeon Station and Pandae Station, enabling riders to enjoy beauty of mountains and rivers and find peace during the ride.



Museum SAN
260 Oak Valley 2-gil, Jijeong-myeon Tel. 033-730-9000

Museum SAN was designed by Tadao Ando, where visitors can appreciate a variety of exhibitions regarding harmony of nature, space and art.

Healing in nature,
art and culture

Take a break
in a charming
city of Wonju

**GOOD FOR
BUSINESS
SMART CITY
WONJU**